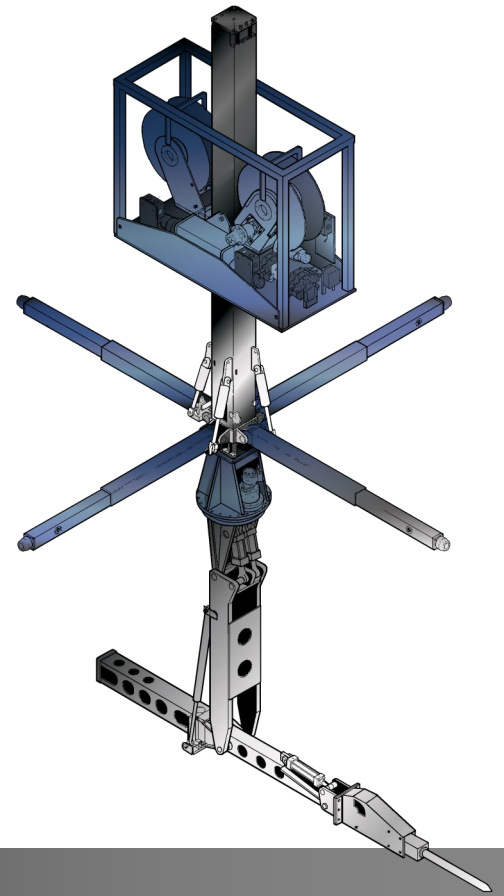


The ATM3 machine, built by KT-Grant is engineered to enter tall, cylindrical vessels or reactors. It is specifically constructed to fit through narrow openings as small as 30" in diameter. Once inside, its unique boom design unfolds, allowing the tool attachment to be extended, and reach out to the inner shell lining of the vessel.

The machine uses a cable reel style lift housing that is mounted on top of the vessel, using an adapter plate, or mounting frame. With the add-on mast sections, the ATM-3's boom can be lowered deep, down into the vessels, reaching below the lift housing mounting surface to depths of 80 feet or more with optional tool attachments.

Its fold out hydraulic outriggers stabilize the machine, as the operator uses the remote pendant control to operate the machine from a safe vantage point. A hydraulic hammer is then used to break up scale build-up or remove vessel lining material from the inner walls. Additional use of remote camera systems can improve operator safety in extremely hazardous environments, keeping personnel from having to enter the vessel.

With the use of the ATM3, clean-out operations are performed quickly and safely, downtime of reactors or vessels are dramatically reduced.



SPECIFICATIONS

GENERAL

Minimum access opening:	2'-6"	(762 mm)
Maximum shell I.D. w/6' bit:	29'-4"	(8941 mm)
Swing housing diameter:	2'-5"	(737 mm)
Machine height (stowed):	31'-10"	(9703 mm)
Bolt-on mast section, long:	17'-6"	(5334 mm)
Quantity:	two (2)	
Bolt-on mast section, short:	7'-0"	(2134 mm)
Quantity:	two (2)	
Machine weight:	14,500 lb	(6577 kg)
Reach from center of rotation to end of hammer (without tool bit):	11'-6"	(3505 mm)
Vertical reach to hammer end (without tool bit):	79'-6"	(24232 mm)
Boom stroke:	3'	(914mm)

POWER UNIT

Length:	6'-0"	(1829 mm)
Width:	6'-0"	(1829 mm)
Height:	7'-6"	(2286 mm)
Weight:	5,000 lb	(2267 kg)

HYDRAULIC SYSTEM

Boom hoist cylinders:	Two (2)
Boom telescopic cylinder:	One (1)
Tool cylinder:	One (1)
Electric Motor:	60HP
Hydraulic Pump:	25/21.5 GPM @ 1800 RPM
Operating pressure:	1,500 PSI (103 BAR)
Reservoir capacity:	80 GAL (303 L)

HAMMER

Type:	Hydraulic
Tool bit diameter:	3" (76 mm)

PLANT REQUIREMENTS

Voltage:	460 VAC, 100 A, 3-PH, 60Hz
----------	----------------------------

CONTROLS

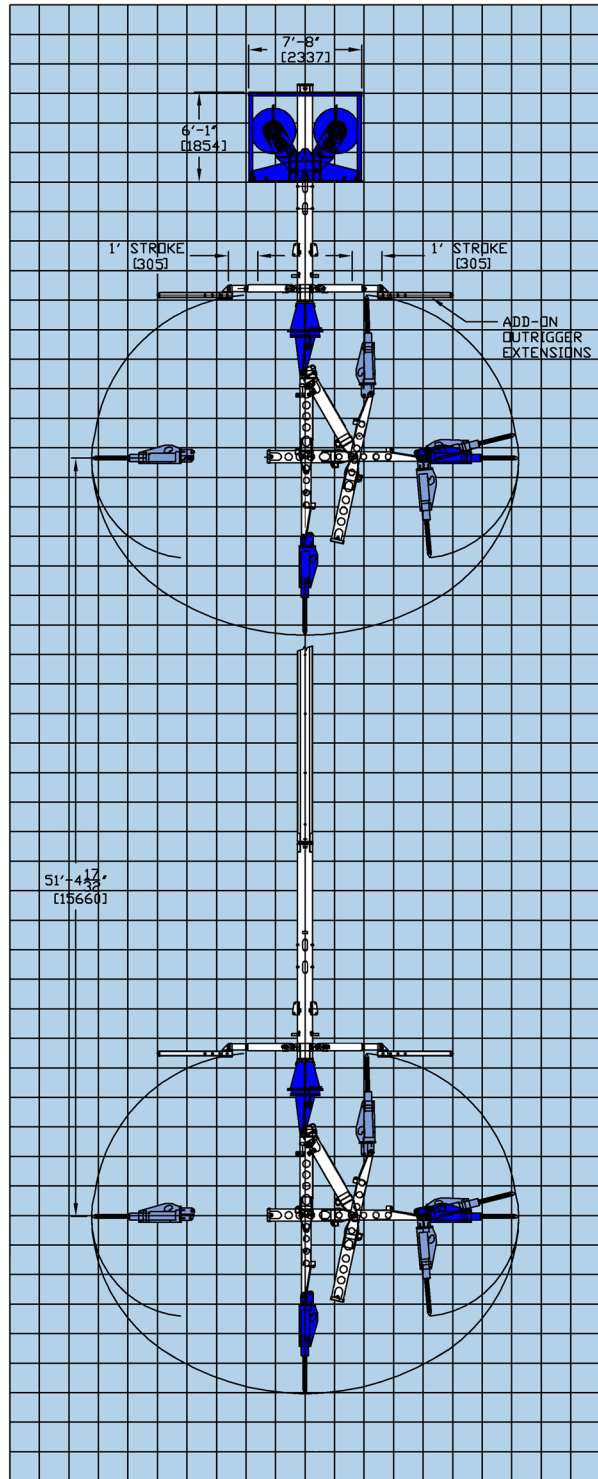
Wired rocker switch pendant controls.

OPTIONAL EQUIPMENT

Spade Bits, Moil Points, Scraper Bits, Outrigger Extensions


KT-GRANT

ATM-3 WORKING RANGE



FT 20 16 12 8 4 0 4 8 12 16 20
 (M) (6.1) (4.9) (3.7) (2.4) (1.2) (0) (1.2) (2.4) (3.7) (4.9) (6.1)

FT (M)
 12 (3.7)
 8 (2.4)
 4 (1.2)
 0 (0)
 4 (1.2)
 8 (2.4)
 12 (3.7)
 16 (4.9)
 20 (6.1)
 24 (7.3)
 28 (8.5)
 32 (9.8)
 36 (10.1)
 40 (12.2)
 44 (13.4)
 48 (14.7)
 52 (15.9)
 56 (17.1)
 60 (18.3)
 64 (19.1)
 68 (20.7)
 72 (21.9)
 76 (23.1)
 80 (24.4)
 84 (25.6)
 88 (26.8)



3073 RT 66
Export, PA 15632
724-468-4700 Fax: 724-468-8188
www.kt-grant.com