

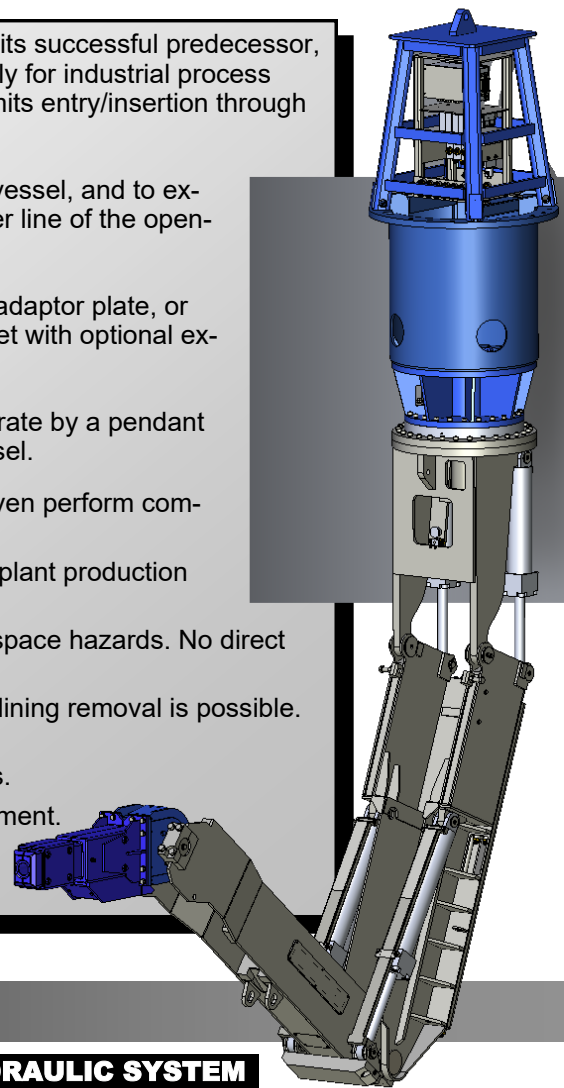
KT-Grant has developed the ATM-4 machine as an offspring of its successful predecessor, the ATM-2 machine. The ATM-4 machine is designed specifically for industrial process vessel cleaning and wear-lining removal. Its unique design permits entry/insertion through access portals with a minimum diameter of 3'-1.0".

Its special design enables the machine to unfold inside of the vessel, and to extend its tool to reach the inside walls over 20 feet from the center line of the opening, using optional tool bits.

The rotate bearing is secured to the top of the vessel, with an adaptor plate, or mounting frame, and is able to reach to depths exceeding 29 feet with optional extension adaptors and tool bits.

Like most of KT-Grant's equipment, the ATM-4 is remotely operate by a pendant control, keeping the operator a safe distance outside of the vessel.

- Removes scale build-up, slag, refractory linings and can even perform complete demolition.
- Provides the fastest method for getting the job done. Gets plant production back on line with minimum down-time.
- All personnel remain outside. No vessel entry or confined space hazards. No direct exposure to heat or chemicals.
- Precision controls allow selective work. Partial cleaning or lining removal is possible. No damage to good linings or remaining structure.
- Works in cylindrical, rectangular, or spherical shaped tanks.
- Robotic arm meets requirements for explosion proof equipment.
- Complete service includes experienced operators, equipment, and supervision to meet your schedules.



SPECIFICATIONS

GENERAL

Rotate housing flange diameter:	2'-11"	(889 mm)
Machine minimum height (with extension/valve housing):	23'	(7010 mm)
Minimum access opening:	3'-1"	(1067mm)
Machine Weight (w/o extension/valve housing):	11,580 Lb	(5253 kg)
3 ft Extension Adapter:	1,100 Lb.	(499 kg)
Valve Housing:	350 Lb.	(159 kg)
Single Point Lift :	650 Lb.	(295kg)

Reach from center of rotation to end of hammer (without tool bit):	19'-6"	(5944 mm)
Swing continuous:	360°	
Stick angle:	+45°, -45°	
Boom angles:	+135°, -0°	
Tool angle:	+264°, -0°	

POWER UNIT

Length:	6'	(1829 mm)
Width:	6'	(1829 mm)
Height:	7'-6"	(2286 mm)
Weight:	4,160 lb	(1887 kg)

HYDRAULIC SYSTEM

Stick cylinders:	Two (2)
Hoist cylinders:	Two (2)
Tool rotary actuator:	One (1)
Electric Motor:	60HP @ 1800 RPM
Voltage:	460 VAC, 3-PH, 60Hz
Hydraulic Pump:	21.5 / 25GPM
Operating pressure:	2,100 PSI (145 BAR)
Reservoir capacity:	80 GAL (303 L)

HAMMER

Type:	Hydraulic
Tool bit diameter:	3" (76 mm)

PLANT REQUIREMENTS

Voltage:	460 VAC, 100 A, 3-PH, 60Hz
----------	----------------------------

CONTROLS

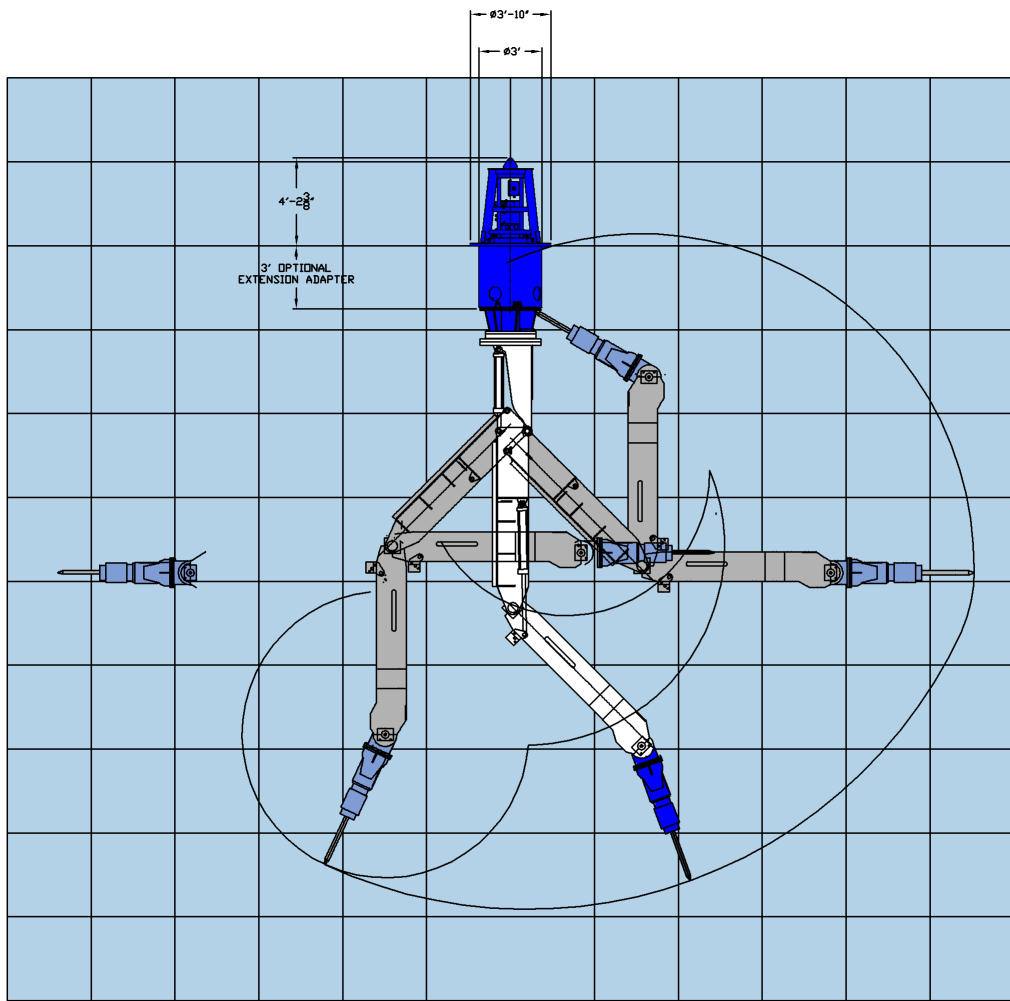
Wired on / off rocker switch pendant controls.

OPTIONAL EQUIPMENT

Moil Points, Spade Bits, Scraper Bits, Bearing Extension Adapters, Mounting Adaptor Plates, Mounting Platforms


KT-GRANT

ATM-4 WORKING RANGE



8	(2.4)
4	(1.2)
0	(0)
4	(1.2)
8	(2.4)
12	(3.7)
16	(4.9)
20	(6.1)
24	(7.3)
28	(8.5)
32	(9.8)
36	(10.1)

FT	24	20	16	12	8	4	0	4	8	12	16	20	24
(M)	(7.3)	(6.1)	(4.9)	(3.7)	(2.4)	(1.2)	(0)	(1.2)	(2.4)	(3.7)	(4.9)	(6.1)	(7.3)



3073 RT 66
Export, PA 15632
724-468-4700 Fax: 724-468-8188
www.kt-grant.com