


GOM-360BDRE SERIES II



The GOM-360BDRE Series II is specifically designed for overhead demolition work and in confined areas. Its dual pivoting boom enables the machine to reach over 30 feet (9144mm) vertically while keeping the transportation height below 8 feet 2 inches (2489mm). The boom can remain horizontal at eight (8) feet. The machine's footprint is slightly larger than our GOM-360BDR Series II model, providing unmatched stability throughout its entire working range. Various attachment choices are listed below under "Optional Equipment".

The fully hydraulic GOM-360BDRE Series II can be supplied with either a diesel engine or electric motor powered option. The 360° rotating telescopic boom is mounted on a turntable deck that rotates 360° continuous. The telescopic boom has 10ft of stroke but also can be equipped with extended booms to further the reach. The machine is operated via a hardwired button-box control pendant, or our optional wireless radio control system, which is available in button-box pendant or joystick control options.

The GOM-360BDRE Series II find use in the following industries: Integrated ironmaking; Integrated steelmaking; Mini-mill steelmaking; Ferrous & nonferrous metals; Nuclear decommissioning; Civil demolition and similar applications.

SPECIFICATIONS

GENERAL

Machine length:	17'-10"	(5436 mm)
Machine width:	7'-4"	(2235 mm)
Machine height:	8'-2"	(2489 mm)
Reach from center of rotation to end of hammer (with out tool bit):	27'	(8229 mm)
Reach below floor to hammer end vertical without bit:	15'-7"	(5910 mm)
Reach from front of track end of hammer @ 0°:	21'-11"	(6680 mm)
Vertical reach end of hammer stick with boom up extended:	30'-9"	(9220 mm)
Boom Stroke:	10'	(3048 mm)
Boom angles:	0° -90°	
Tool angles:	+30° -90°	
Swing continuous:	360°	
Boom tilt non-continuous:	360°	
Stick angle:	0° +55°	
Tracks:	Independent bi-directional	
Travel Speed:	1.2 MPH	(2 KPH)
Weight:	34,440 lbs.	(15,622 kg)

HYDRAULIC SYSTEM

Pump NO #1:	Axial Piston
Pump NO #2:	Axial Piston
Pump NO #3:	Gear
Operating pressure:	1950 PSI (134 BAR)
Boom hoist cylinders:	two (2)
Stick hoist cylinders:	two (2)
Boom telescopic cylinder:	one (1)
Tool cylinder:	one (1)
Reservoir capacity:	150 GAL (568 L)
Hydraulic fluid:	As per customer requirements.

ENGINE

Model:	John Deere 4045
Type:	Diesel Tier IV, liquid cooled, four cylinder
Output:	125 HP @ 2300 RPM (93 KW)
Fuel capacity:	40 GAL (151 L)
Fuel consumption:	6.7 GAL (25 L) per hour average @ full load

HAMMER

Model:	GRH-125 Hydraulic
Tool bit diameter:	3" (76.2 mm)

CONTROLS

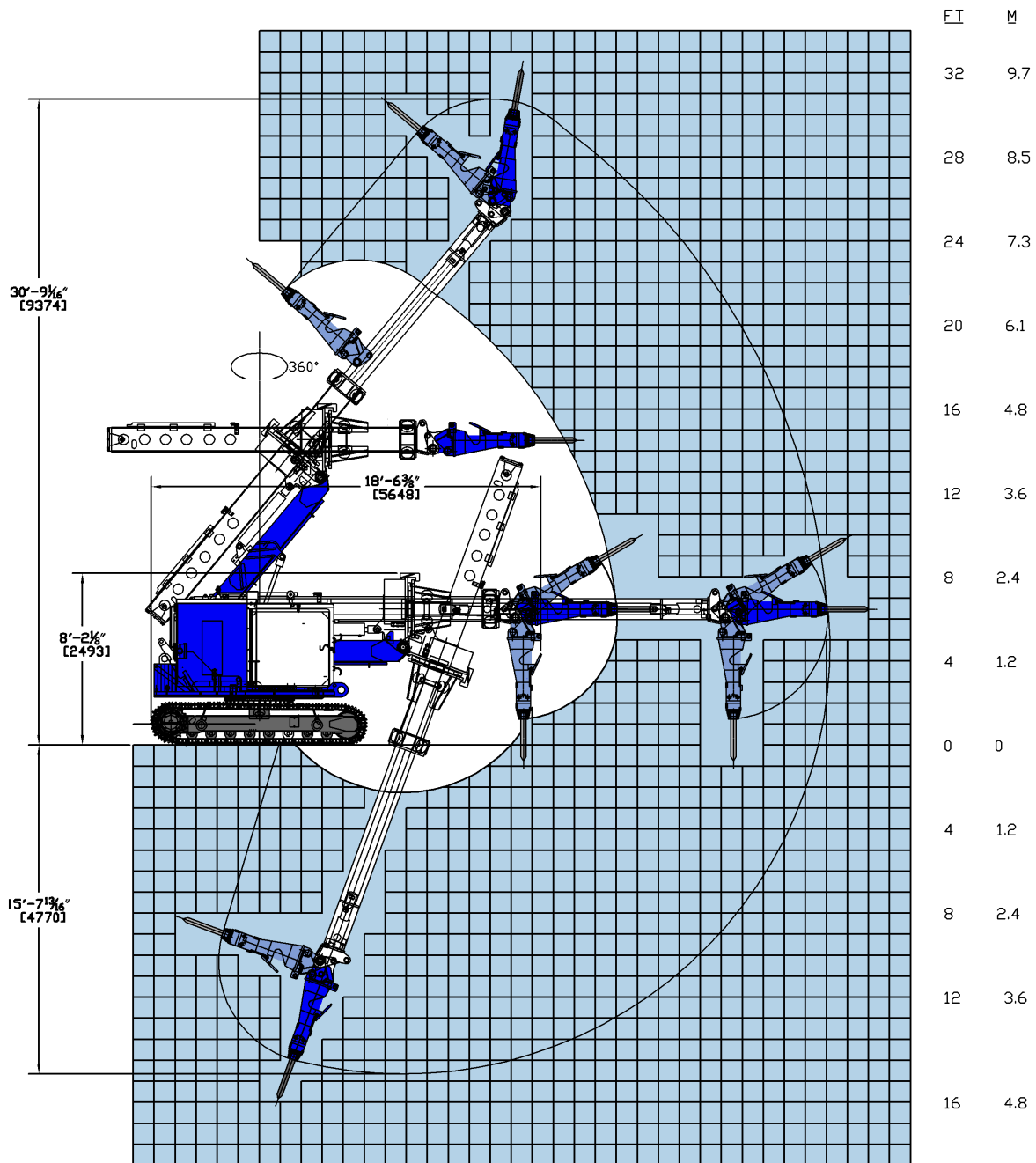
Wired on / off rocker switch pendant controls.

OPTIONAL EQUIPMENT


Radio controls, proportional controls, refractory spray head, pneumatic hammer, shear and grapple, electric prime mover, operators cab, scrapper bit, reamer bit, tap hole drill and insert system, spade bit, Blast furnace trough grinder, buckets scoop, and extended inner boom up to 6 ft, pours plug pusher.

KT-GRANT

GOM-360BDRE Series II WORKING RANGE



FT	4	0	4	8	12	16	20	24	28
M	1.2	0	1.2	2.4	3.6	4.8	6.1	7.3	8.5



3073 RT 66
Export, PA 15632
724-468-4700 Fax: 724-468-8188
www.kt-grant.com